

Registered attendees (both in-person and virtual) have access to view all sessions online. All concurrent sessions will be livestreamed using Zoom Meeting (with chat option), and the Science Strategy Town Hall and plenaries will be livestreamed using Zoom Webinar with Q&A enabled. In addition, the livestreams for the town hall, the three plenaries, and the Indigenous Session on Thursday will be available for free viewing by anyone.

TO ACCESS LIVESTREAMS

Links for the livestreams will be embedded within the online program (AKA “Meeting App”) and go live shortly before each individual session. Visit the Meeting App at this link:

Support

For assistance with access, please navigate to the Technical Support link in the navigation menu or go directly to <https://iaglr.confex.com/iaglr/feedback.ep!>

Meeting App



<http://bit.ly/iaglr23App>

LOGIN INFO

1. To log into the Meeting App, visit the “[Sign In](#)” link in the navigation menu.

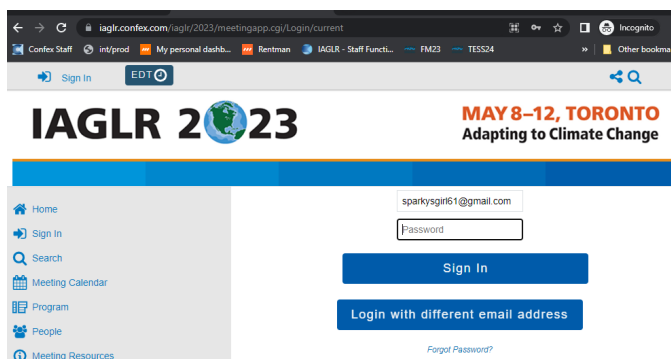
2. **Enter email**

Enter the same email address you used for registration, then use the Submit button.

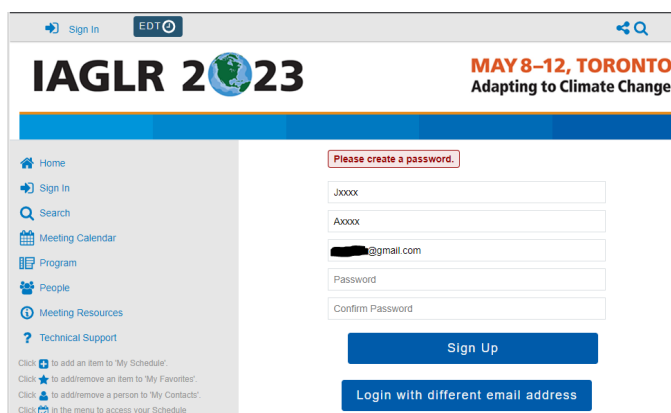
A screenshot of a web browser showing the login page for the IAGLR 2023 Meeting App. The browser's address bar shows the URL 'iaglr.confex.com/iaglr/2023/meetingapp.cgi/Login/current'. The page has a blue header with the IAGLR 2023 logo and the text 'MAY 8–12, TORONTO Adapting to Climate Change'. On the left, there is a navigation menu with links: Home, Sign In, Search, Meeting Calendar, Program, and People. The main content area has a heading 'Enter the email address you used for registration.' followed by a text input field labeled 'Email' and a grey 'Submit' button.

3. Enter or Create Password

If you have created a password for this meeting, you will be prompted to enter it.




If you haven't created a password for this meeting, you will be asked to create one.



JOIN VIRTUAL EVENTS

From the navigation menu, use the “Meeting Calendar” or “Program” options to explore. The Meeting Calendar allows you to browse happenings each day, while the Program option lets you explore by event type.



To access the Zoom Meeting and Webinar links, visit a session of interest. You'll see “Join Virtual Event” text under each, as shown highlighted at left. When the event goes live, use the “Join Now” links that will become active 20 minutes before the start of the session and look similar to this:

Join Now